



AMMANN-YANMAR SAS

25, rue de la Tambourine - F-52100 SAINT DIZIER

sales@ammann-yanmar.fr

www.ammann-yanmar.com



Version Studio - Printed in France - Materials and specifications are subject to change from the manufacturer without notice - Please contact your local Ammann-Yanmar dealer for further information.



C12R-A

Carrier



YANMAR

C12R-A

Operating weight : 1100 kg

Max. payload : 1150 kg

Dump vessel capacity : 0.52 m³

Carrier Yanmar C1 *on all type*



Carrier



C12R-A, performance on all types of terrain



C12R-A



High performance

Carrier Yanmar C1 on all type

Compactness

- Compact dimensions :
 - total width reduced to 960 mm to fit through openings of 1000 mm. New gate lever design integrated within the width of the machine ;
 - length of only 2650 mm.
- Small turning circle (1810 mm) to work in the narrowest areas.
- High vessel capacity for a very compact machine (0.52 m³ heaped).
- Low centre of gravity for higher stability. Machine can travel on slopes of up to 30°.



Pin to position the side opening

Efficiency on all types of terrain

- Lower ground pressure due to rubber crawlers and excellent weight distribution. Limited ground damage : the C12R-A is an alternative to wheeled loaders.
- Performance on soft and swampy areas.
- Three-way tipping : more efficiency of dumping alongside a trench (less space used).
Two pins, easily removable without tools, change the position of side opening. Each gate can be quickly opened with the new lever design.
- Ample dumping angle (58° on sides - 56° for the rear) : enhanced safety when dumping due to single side discharge.

New YANMAR engine, TE generation

- In accordance with the latest noise and environment American norms EPA stage Nr.2 and European Norm 96/68/EC.
- 2-cylinder engine, water cooled : increased output of 16% compared to the previous generation C10R.
- Low noise (LwA : only 100 dBA). Reduced operator fatigue.



Carrier



YANMAR

C12R-A, performance on all types of terrain

Comfort and safety

Easy manoeuvring

- Convenient travelling due to transmission.
- Quick and safe reversible travel direction due to an easily accessible select lever.
- Direction of the machine by crawler rotation : 2 travel levers for precise and safe movements.
- Travel speed select lever (controlling the travel pedal) :
 - high speed position : travelling on flat and regular grounds ;
 - low speed position : travelling on difficult grounds (swamp, mud) or on heavy slopes where much more output is required (more traction required).
- Lockable brake pedal acts as a parking brake.



C12R-A



Ergonomic pilot system

- Adjustable seat.
- Spacious leg room.
- Easy access to control levers and simple use.
- Access to operating position from either side.

Safety for the operator

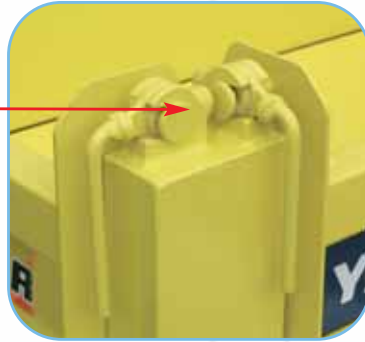
- ROPS structure as standard to protect the operator against rolling over. Quickly foldable without tools by taking off the 2 pins : possibility to travel under low obstacles.
- Seat with safety belt.
- Safety bar on the top of the vessel for the operator safety during travel on heavy slopes.
- Wet multiple disk brake : reliability and durability.
- Alarm for reverse travel.
- Safety system on dumping lever : locks the vessel during travel.





Reliability and accessibility

Gate levers



Vessel designed for heavy work

- The design of the whole structure allows the use of the machine under extreme conditions and increase the machine life :
 - floor plate thickness : 4.5 mm ;
 - gate post thickness : 3.2 mm.
- Robust gate levers.
- Lock bar of dumped vessel for maintenance :
 - greasing points ;
 - control of hydraulic oil level.
- Safety bar on the rear of the machine.



Robustness of the undercarriage

- Long undercarriage for better stability.
- Excellent weight distribution by 5 reinforced track rollers (for each side).
- Rubber crawlers with small metal inserts with short pitch : quiet ride and less wear.
- Crawlers designed to last longer and sufficient elasticity to work on hard grounds (paved road).
- Easy adjusting of the crawler tension by an adjusting bolt.



Optimum accessibility

- Large engine hood opening, allowing optimum access to the main engine components.
- The daily control points (water, engine oil, filters, fan belt...) are positioned to facilitate the maintenance operations.

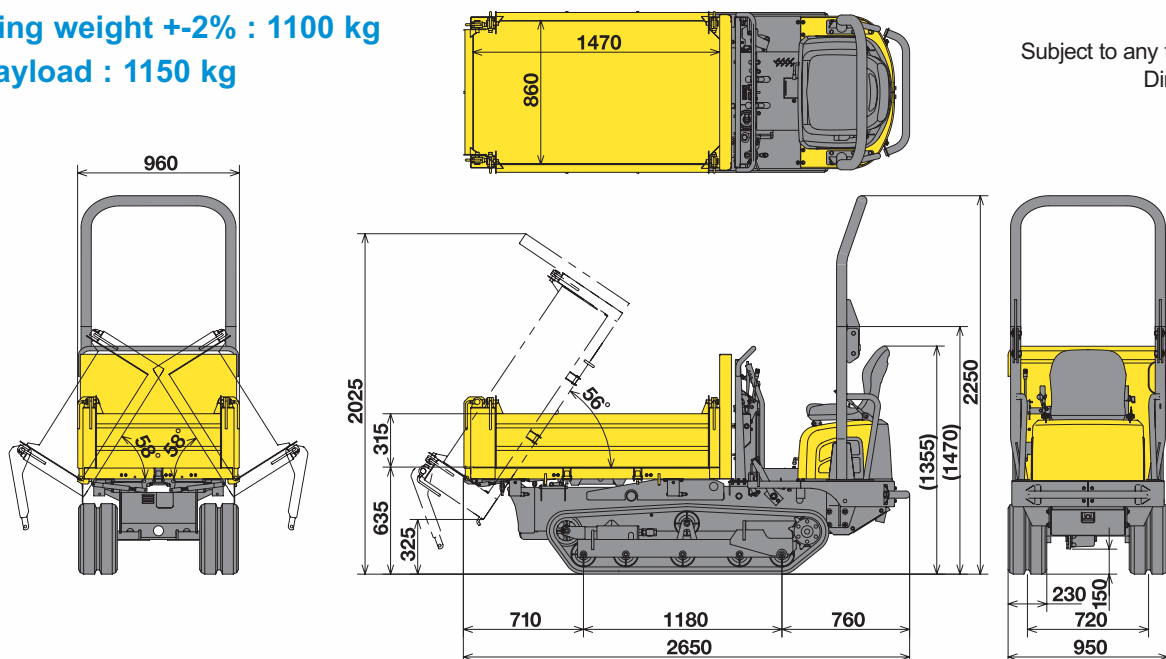


TECHNICAL SPECIFICATIONS

C12R-A

Operating weight +2% : 1100 kg
Max. payload : 1150 kg

Subject to any technical modifications.
Dimensions given in mm.




Engine

Yanmar Diesel 2 cylinders 2TE67L-FW
Rated Output (DIN 6270B) 7.7 kw/10.5 HP/2800 rpm
Displacement 507 cm³
Max. torque 31.5 N.m./2100 rpm



Performance

Dumping angle (rear/sideway) 56°/58° Dump clearance 325 mm
Vessel dimensions (L x w x h) 1470 x 860 x 315 mm Grade ability 30°
Dumping mechanism 3 sides Max. travelling speed (forward/reverse) 5.5 km/h
Dump vessel capacity (struck/heaped) 0.4/0.52 m³ Min. turning circle 1810 mm



Undercarriage

Track width 230 mm
Ground clearance 150 mm
Ground pressure (unloaded/loaded) 0.20/0.41 kg/cm²



Miscellaneous

Hydraulic tank 16.5 l
Gear pump for dump 11.4 l/mn x 160 bar
Fuel tank 14.5 l
Hydraulic system 2.0 l
Noise Level LwA (2000/14/EC & 2005/88/EC) 100 dBA